

ENERGY  
EFFICIENCY



meler 

# ENERGY EFFICIENCY

SAVINGS OF UP TO 60% WITH  
REGARDS TO THE  
COMPETITORS

THE MICRON USES THE  
ELECTRICAL POWER TO HEAT THE  
ADHESIVE



# ENERGY EFFICIENCY

## CHECK HOW MUCH YOU CAN SAVE IN YOUR COUNTRY

Reference month: **May 2013**. Contact EEP for [permission](#) to redistribute or reproduce any energy price data.  
Historical price data going back to the year 2000, visit [EU Energy History](#).

**Consumption: 3.5 MWh/year**

Country	€ per kWh Electricity	Country	€ per kWh Electricity
Austria	0.20147	Italy	0.23140
Belgium	0.22566	Latvia	0.13942
Bulgaria	0.08795	Lithuania	0.12550
Croatia	0.11325	Luxembourg	0.16736
Cyprus	0.27249	Malta	0.16986
Czech Republic	0.15071	Netherlands	0.19323
Denmark	0.29525	Poland	0.14618
Estonia	0.11066	Portugal	0.20310
Finland	0.15718	Romania	0.10695
France	0.14466	Slovakia	0.17322
Germany	0.26527	Slovenia	0.15659
Greece	0.14073	Spain	0.18926
Hungary	0.15613	Sweden	0.20361
Ireland	0.22518	United Kingdom	0.17078

**Notes:**

- Consumption band is  $\pm 25\%$
- Amount is in euro (€) per kiloWattour (kWh).
- Price data for non-eurozone countries are in euro. The average exchange rate valid for the referenced month is applied.
- Prices include: market price, transmission through main and local networks, administrative charges and all taxes.

Savings depending  
on the country:  
0,033-0,118 €/kWh


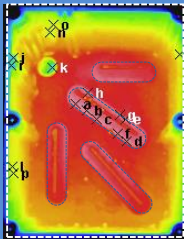

# ENERGY EFFICIENCY

## ENERGY CONSUMPTION

	MELER	COMPETITORS	
	Micron 5	A	B
Tank Power (W)	2.000	1.000	1.800
Time to reach 170°C (minutes)	19,7	31,6	22,8
Energy to reach 170°C (Wh)	545,00	829,8	596,4
% compared to competitors A	-34,3%	0%	-28,1%
Energy to maintain temperature at 170°C during 1 hour (Wh)	200,32	466,8	383,2
% compared to competitors A	-57,08%	0%	-17,9%
Energy to maintain the unit at a temperature of 170°C during one shift (8h) (Wh)	1.602,56	3.734,4	3.065,6
Melting capacity at 170°C (kg/h)	9	6,3	8,3
% compared to competitors A	43%	0%	32%

# ENERGY EFFICIENCY

## CAREFULL ADHESIVE HEATING

	MELER	COMPETENCIA	
	Micron 5	A	B
Bottom of the tank  (images taken with thermographic camera at 170°C)			
Heat distribution	Uniform	Uneven (overheating)	Uniform (overheating)
Temperature at the bottom compared to the set point	± 3°C	+3 a +10°C	+6°C
Fins	long/thick (5)	few/thick (4)	few thick/long (4)
Glue flow velocity:	High: steeply sloping tank bottom	Medium: slightly gradient tank bottom	Medium: slightly gradient tank bottom